

How to Use my.scouting.org for Training

Start off by going to my.scouting.org and logging in with your username and password.

If you don't currently have an account, you will need to make one. If you have one and are locked out for some reason, please contact your Council Service Center/Office for help.

Welcome to my.Scouting


New to Scouting or don't have an account?

Creating a My.Scouting account allows access to various tools to help manage your involvement in Scouting, including your youth.

[Review Privacy Policy](#)

[CREATE ACCOUNT](#)

Click here to sign up if you don't already have an account.





Login to my.Scouting

[LOGIN](#)

[Forgot username / password?](#)

OR

 [Sign in](#)  [Sign in with Apple](#)

Using Google or Apple Login

Once you are in your account, go over to the “Menu” button in the top left corner of the screen, and click on it. A menu should drop down. You will then click on “My Training.”

The image shows a screenshot of the my.Scouting user dashboard. The top navigation bar is dark blue with the text "my.Scouting" on the right. On the left, a "Menu" button is highlighted with a yellow arrow and a red callout box that says "CLICK HERE 1st". Below the menu button, a dropdown menu is visible, listing various options: Home, My Profile, My Account, My Application, My Training, and Manage Member ID. The "My Training" option is highlighted with a yellow arrow and a red callout box that says "CLICK HERE 2nd". The main content area of the dashboard features a user profile for "Amanda" with a profile picture and a "My Training" button. Below the profile, there are sections for "Commissioner Tools Rebuild" (National 01/17/2025) and "Renewal Resources" (National 12/31/2024). At the bottom right, there is a "Scouting U" logo with the tagline "Learn. Challenge. Lead.™" and "Volunteer Learn Center".

After clicking on “My Training,” your new page should look like the one below.

my.Scouting | My Training

My Youth Protection Training

Select one of the Youth Protection Trainings below. New leaders are required to take Youth Protection Training prior to registration and before volunteer service with youth begins. To take other Scouting America trainings, go to Training Courses by Program below. To view and take trainings specific to your position, select the Requirements tab.

① YPT Status: **ACTIVE** [Additional guidance in YPT](#)

Youth Protection Training Y01	Completed Expires	Print Certificate Retake Course Repeatir Curso
--------------------------------------	----------------------	--

Training Courses by Program

- Cub Scouting
- Scouts BSA
- Venturing
- Sea Scouts
- Exploring Youth
- Exploring Adult
- Position Specific Training
- Expanded Learning
- Council Executive Board Learning Program

CONNECT WITH US: [f](#) [t](#) [i](#) [p](#) [v](#)

[Contact](#) [Terms & Conditions](#)


This is your Training Center. From here, you can search for training by the division in Scouting they fall under.


LEADER POSITION SPECIFIC TRAINING

For example, if you want to take Den Leader training, you will click on the “Cub Scouting” button.

The screenshot displays the 'my.Scouting | My Training' dashboard. On the left is a navigation menu with the Scouting America logo and links for 'My Training', 'YPT and Training Center', 'Requirements', and 'Completions'. The main content area is titled 'My Youth Protection Training' and includes instructions for new leaders. It shows the user's 'YPT Status: ACTIVE' and a table with one entry: 'Youth Protection Training Y01' which is 'Completed' and 'Expires'. Action buttons for 'Print Certificate', 'Retake Course', and 'Repeat Course' are visible. Below this is the 'Training Courses by Program' section, which features a grid of buttons for 'Cub Scouting', 'Sea Scouts', 'Exploring Youth', 'Exploring Adult', 'Position Specific Training', 'Expanded Learning', and 'Council Executive Board Learning Program'. A large yellow arrow points to the 'Cub Scouting' button with the text 'Click here for Cub Scouting training'. At the bottom, there are social media icons and links for 'Contact' and 'Terms & Conditions'.

The next page should look like the one below. For Den Leader training, select the “Start” button under Cub Scout Den Leader & Assistant.

 BOY SCOUTS OF AMERICA


Amanda 

[Home](#) [Catalog](#) [My Learning](#)

Catalog > [Cub Scout Learning Plans - Select your Positions](#)

Cub Scout Learning Plans - Select your Positions

We all learn differently, and the CS19 Cub Scout training is designed to deliver the learning content in the style that works best for you—either online or instructor led. To get started with online training, select your position below. For other training content select the Home page.://




CUBMASTER & ASSISTANT

Cubmaster Training
Learning Plan
Total time: 117m

[Cub Scouting](#)

Description ▾

[Visit](#)




CUB SCOUT DEN LEADER & ASSISTANT

Den Leader Training
Learning Plan
Total time: 125m
Progress • 0%

[Cub Scouting](#)

Description ▾

[Start](#)




PACK COMMITTEE CHAIR

Pack Committee Chair Training
Learning Plan
Total time: 116m

[Cub Scouting](#)

Description ▾

[Visit](#)



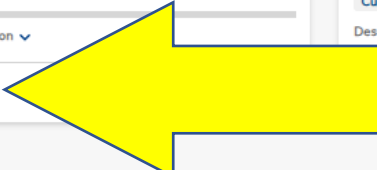
PACK COMMITTEE MEMBER

Pack Committee Member Training
Learning Plan
Total time: 53m

[Cub Scouting](#)

Description ▾

[Visit](#)



The next page will show you all the modules you will need to complete to be trained for the Den Leader position.


The screenshot shows the 'Den Leader Training' page in the Boy Scouts of America learning management system. At the top, there is a navigation bar with 'Home', 'Catalog', and 'My Learning' options. The user's name 'Amanda' is visible in the top right corner. The main content area is titled 'Den Leader Training' and features a large yellow banner with the text 'CUB SCOUT DEN LEADER & ASSISTANT' and two circular logos. To the right of the banner, it indicates 'Assigned', 'Learning Plan', 'Total time: 125 minutes', and 'Progress: 0%'. Below this, a description states: 'Training designed for Tiger Den Leader, Den Leader, Assistant Den Leader, Webelos and Assistant Webelos Leader.' Underneath the banner is a 'Cub Scouting' tag. Below the main banner are three separate learning plan cards, each with a 'Start' button highlighted by a yellow arrow pointing left. The first card is 'Den Leader - Earning Your Training Strip' (36m), the second is 'Den Leader - Before Your First Meeting' (48m), and the third is 'Den Leader - Before Your First Outdoor Activity' (41m). Each card includes a description of the training objective.

Click the "start" button on any module to begin it.

YOUTH PROTECTION TRAINING (YPT)

For YPT, you will need to click on the “Retake Course” link.

my.Scouting | My Training



My Training


- YPT and Training Center**
- Requirements
- Completions

My Youth Protection Training

Select one of the Youth Protection Trainings below. New leaders are required to take Youth Protection Training prior to registration and before volunteer service with youth begins. To take other Scouting America trainings, go to Training Courses by Program below. To view and take trainings specific to your position, select the Requirements tab.










① YPT Status: **ACTIVE** Additional guidance in YPT






Youth Protection Training



- Print Certificate
- Retake Course**
- Repetir Curso

Training Courses by Program

 Cub Scouting	 Scouts BSA	 Venturing	 Sea Scouts
 Exploring Youth	 Exploring Adult	 Position Specific Training	 Expanded Learning
 Council Executive Board Learning Program			

CONNECT WITH US:     

[Contact](#) [Terms & Conditions](#)

After you click “Retake Course,” your page should look similar to the one below.

The screenshot shows the 'My Learning' page for 'Mandatory- Youth Protection Training'. At the top, there are navigation links for 'Home', 'Catalog', and 'My Learning'. The user's name 'Amanda' is visible in the top right. The main content area displays five training modules, each with a progress bar at 100% and a 'Retake' button. A yellow arrow points to the 'Retake' button for the 'Overview And Policies V2' module.

- Mandatory- Youth Protection Training**
Learning Plan
Total time: 72 minutes
Last completion:
Progress: 100%
Description: You must complete all three modules and pass the exam within 60 days of each other to be awarded Y01 trained status whether it is your initial training or recertification. The safety and well-being of our youth is of paramount importance to our organization, and integral to everything we do. We must continue our commitment to providing a safe and secure environment at all times for all our youth members. After completing, it may take up to 24 hours to see your certificate in MyScouting.
- Overview And Policies V2**
Course
Total time: 24m
Progress: 100%
You must complete all three modules and pass the exam to be awarded Y01 trained status whether it is your initial training or recertification. This module will help you to recognize, respond and report the different kinds of abuse experienced by youth. Importantly, you will also know the barriers to abuse and how to utilize them to help create a safe space for youth.
Retake
- Sexual Abuse V2**
Course
Total time: 25m
Progress: 100%
You must complete all three modules and pass the exam to be awarded Y01 trained status whether it is your initial training or recertification. Child sexual abuse is considered a public health concern by experts and health organizations. This module covers the different types of sexual abuse. WHEN RETAKING THE COURSE YOU NEED TO SELECT "CANCEL" WHEN ASKED TO CONTINUE FROM WHERE YOU STOPPED LAST? OTHERWISE THE TOC AND BACK BUTTONS WILL NOT ALLOW NAVIGATION TO REPEAT THE COURSE.
Retake
- Bullying V2**
Course
Total time: 13m
Progress: 100%
You must complete all three modules and pass the exam to be awarded Y01 trained status whether it is your initial training or recertification. Bullying is any unwanted, aggressive behavior by an adult, a youth, or a group that involves an observed or perceived power imbalance and is repeated or is likely to be repeated multiple times. This module covers various forms of bullying.
Retake
- YPT Certification Test V2**
Course
Total time: 10m
Progress: 100%
You must complete all three modules and pass the exam to be awarded Y01 trained status whether it is your initial training or recertification. This exam must be passed with a 75% or better passing criteria along with the other mandatory modules to receive credit for the YPT course. After completing all three modules and passing the exam, it may take up to 24 hours to see your certificate in MyScouting.
Retake

At this point you can begin the training by clicking “Start” or “Retake” on any of the modules. At the end of each module, it should automatically start the next module.

You must take ALL FOUR modules listed on this page to be “YPT trained.”

TRAINING COMPLETIONS

Back on your Training Center page, you can also look up required training for your positions in Scouting that are available online, as well as all training courses you have completed online or in-person.

The screenshot shows the 'my.Scouting | My Training' interface. On the left is a navigation menu with the Scouting logo at the top, followed by 'My Training', 'YPT and Training Center', 'Requirements', and 'Completions'. A yellow arrow points from 'Requirements' to the 'Youth Protection Training' section, and another yellow arrow points from 'Completions' to the 'Training Courses by Program' section. The main content area is titled 'My Youth Protection Training' and includes instructions, a status indicator 'YPT Status: ACTIVE', and a list of training courses. The 'Youth Protection Training Y01' course is shown as 'Completed Expires' with options to 'Print Certificate', 'Retake Course', and 'Repetir Curso'. Below this is the 'Training Courses by Program' section with buttons for Cub Scouting, Scouts BSA, Venturing, Sea Scouts, Exploring Youth, Exploring Adult, Position Specific Training, Expanded Learning, and Council Executive Board Learning Program. At the bottom, there are social media icons and links for 'Contact' and 'Terms & Conditions'.

If you click on “**Completions**,” the screen will show you every training you have ever completed, with the dates of when it was completed, and when or if it expires.

You can print a certificate for any of the trainings you have taken by first selecting the training, and then clicking the “Certificate” button.

my.Scouting | My Training

My Completions

2nd, click “Certificate” to obtain a printable document.

Certificate Member Training Report Show: All Without History

	Course Code	Completion Date	Expiration Date
<input type="radio"/>	Entering a Unit Contact in Commissioner Tools	SCO_722	Never Expires
<input type="radio"/>	The Detailed Assessment for Commissioners Tools	SCO_725	Never Expires
<input type="radio"/>	The Units Tab in Commissioner Tools	SCO_721	Never Expires
<input type="radio"/>	Unit Assessment Scoring Matrix	SCO_723	Never Expires
<input type="radio"/>	Accessing Commissioner Tools	SCO_720	Never Expires
<input type="radio"/>	The Reports Button for Commissioner Tools	SCO_727	Never Expires
<input checked="" type="radio"/>	Troop Committee Challenge-Classroom	WS10	Never Expires
<input type="radio"/>	Pack Committee Member Pos Spec Tng Classroom	C60	Never Expires
<input type="radio"/>	Hillmont Training Center Conference	H101	Never Expires
<input type="radio"/>	What is STEM Scouts	SCO_550	Never Expires

1 2 3 4 5 6 7 10 / page

CONNECT WITH US:

Select training 1st